




SmartGen
ideas for power

SG485

Communication Interface Conversion Module

USER MANUAL



SMARTGEN (ZHENGZHOU) TECHNOLOGY CO., LTD.



Chinese trademark

SmartGen English trademark

SmartGen — make your generator *smart*

SmartGen Technology Co., Ltd.

No.28 Jinsuo Road

Zhengzhou

Henan Province

P. R. China

Tel: 0086-371-67988888/67981888

0086-371-67991553/67992951

0086-371-67981000(overseas)

Fax: 0086-371-67992952

Web: www.smartgen.com.cn

www.smartgen.cn

Email: sales@smartgen.cn

All rights reserved. No part of this publication may be reproduced in any material form (including photocopying or storing in any medium by electronic means or other) without the written permission of the copyright holder.

Applications for the copyright holder's written permission to reproduce any part of this publication should be addressed to Smartgen Technology at the address above.

Any reference to trademarked product names used within this publication is owned by their respective companies.

SmartGen Technology reserves the right to change the contents of this document without prior notice.

Software Version

Date	Version	Note
2008-12-05	1.0	Original release.
2013-09-05	1.1	Modify company's information.
2017-09-27	1.2	Update product picture.



CONTENTS

1 OVERVIEW.....	4
2 PRODUCT FEATURE.....	5
2.1 TECHNICAL PARAMETERS	5
2.2 INTERFACE AND INDICATORS	5
3 TYPICAL APPLICATION.....	6

SmartGen



1 OVERVIEW

SG485 Communication Interface Conversion Module can convert the communication interface from LINK (SmartGen special) to isolated standard RS485. The module integrated DC/DC power isolation and RS485 interface chip which enable it to connect to RS-485 network.

SmartGen

2 PRODUCT FEATURE

2.1 TECHNICAL PARAMETERS

- RS485 network can connect to maximum 32 nodes;
- Isolation Voltage: reach up to DC1000V;
- Power supplied by LINK interface and there is no need to connect to external power supply.
- Baud rate \leq 9600bps;
- Humidity: 20%~90%(No Condensation);
- Working Temperature: $-40^{\circ}\text{C}\sim+70^{\circ}\text{C}$;
- Case Dimension: 91*42*61mm(L*W*H);
- Weight: 0.06kg.

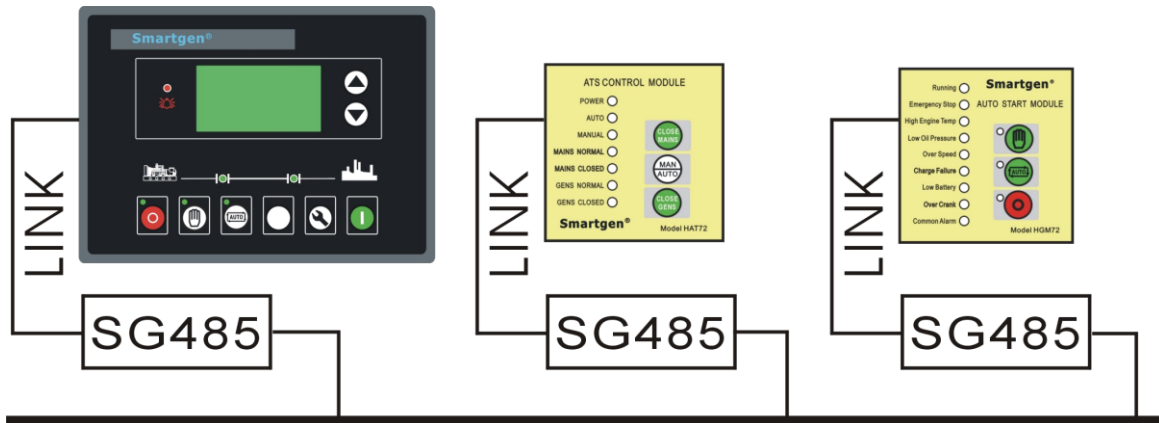
2.2 INTERFACE AND INDICATORS



- a) RXD indicator: Receive data; It is flash when the module is receiving data from network.
- b) TXD indicator: Transmit data; It is flash when the module is transmitting data to network.
- c) POWER indicator: Power supply; Power supplied by LINK interface and there is no need to connect to external power supply.
- d) LINK interface: TTL level port; (SmartGen's special communication interface);
- e) RS485 interface: RS485 serial communication interface.

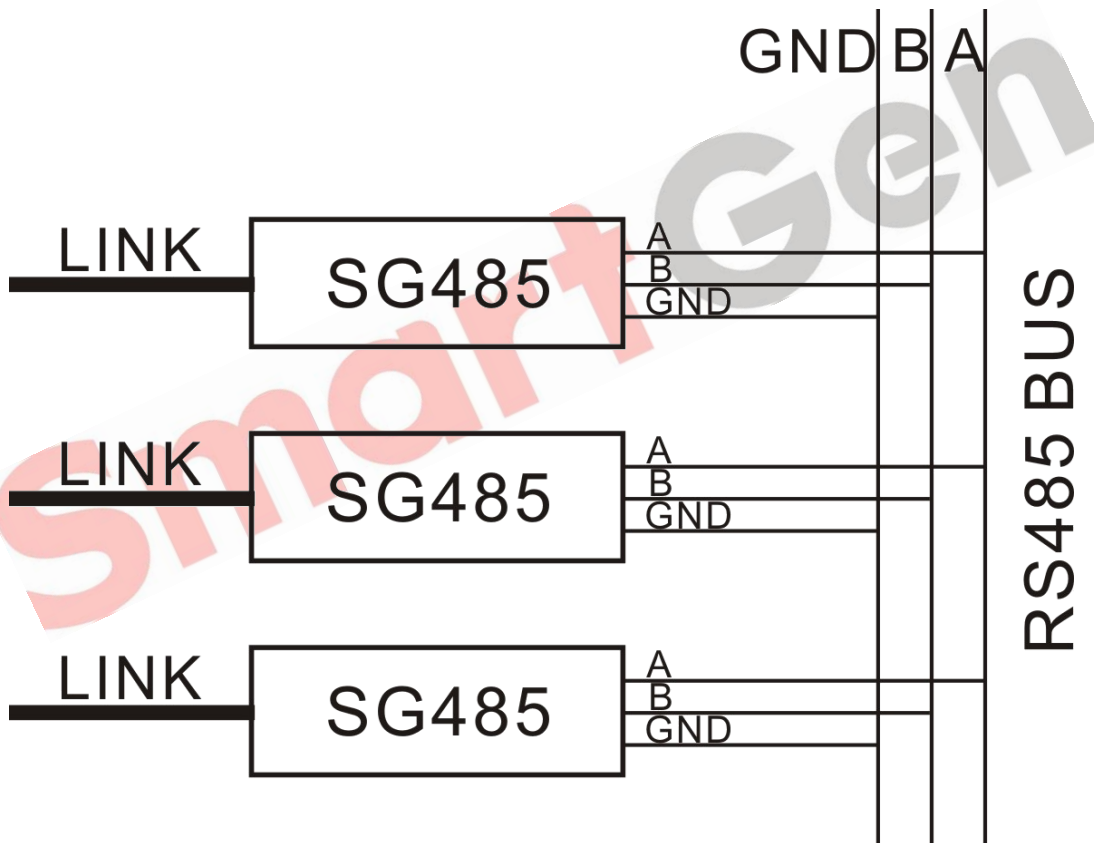


3 TYPICAL APPLICATION



RS 485 BUS

Multi-controller Networking Connection



RS485 Communication Bus Connection

Please set each controller's communication address before networking and same module address within the same network is not allowed.